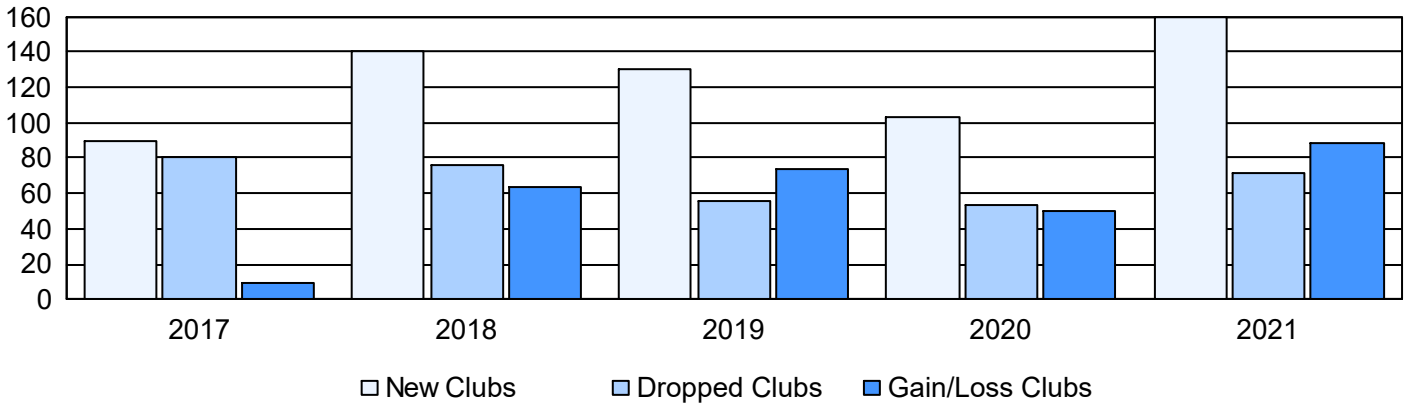
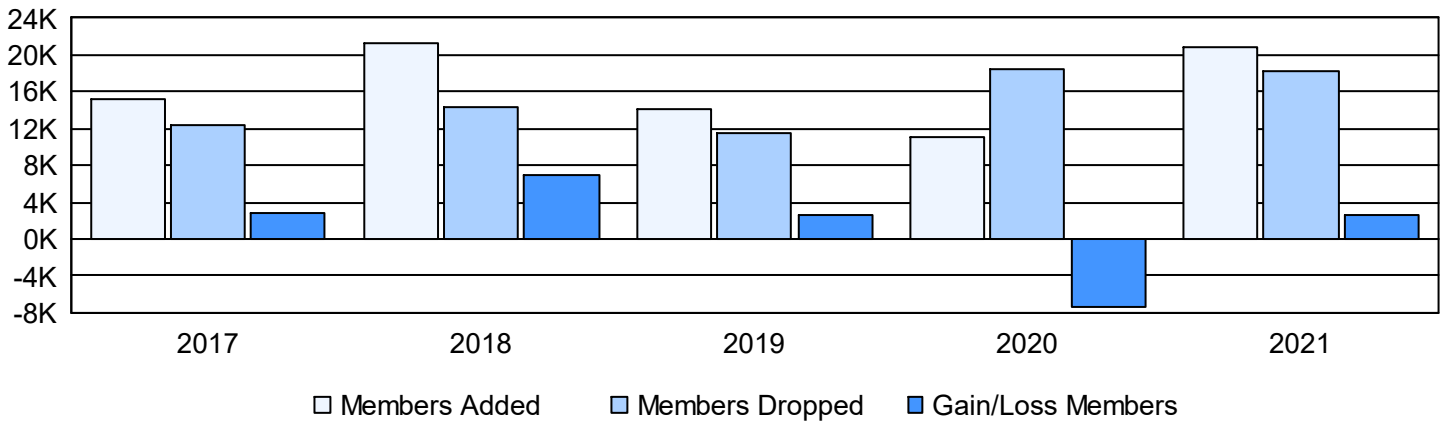


| Year | New Clubs | Dropped Clubs | Gain/ Loss Clubs | New Members | Charter Members | Reinstate Members | Transfer Members | Total Member Added | Total Members Dropped | Gain/ Loss Members |
|----------------|------------|---------------|------------------|---------------|-----------------|-------------------|------------------|--------------------|-----------------------|--------------------|
| 2016-2017 | 90 | 81 | 9 | 10,941 | 2,915 | 1,125 | 188 | 15,169 | 12,292 | 2,877 |
| 2017-2018 | 140 | 76 | 64 | 15,190 | 3,826 | 1,980 | 315 | 21,311 | 14,409 | 6,902 |
| 2018-2019 | 130 | 56 | 74 | 9,079 | 3,902 | 1,017 | 145 | 14,143 | 11,585 | 2,558 |
| 2019-2020 | 103 | 53 | 50 | 6,674 | 2,892 | 1,223 | 309 | 11,098 | 18,446 | -7,348 |
| 2020-2021 | 160 | 72 | 88 | 11,941 | 4,828 | 3,341 | 695 | 20,805 | 18,245 | 2,560 |
| Average | 125 | 68 | 57 | 10,765 | 3,673 | 1,737 | 330 | 16,505 | 14,995 | 1,510 |

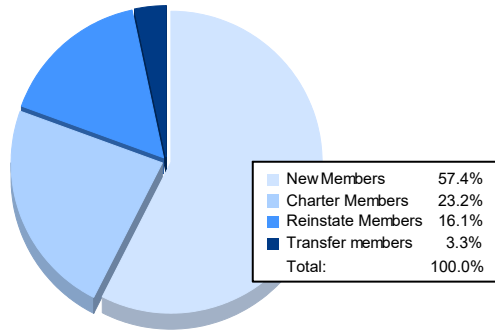
Clubs



Members



Membership Composition June 2021 Cumulative



Gender Composition June 2021 Cumulative

